
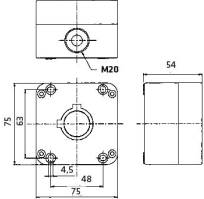



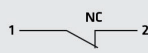

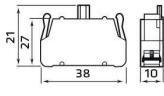
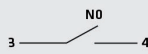

## PUSH BUTTON STATION ENCLOSURES | IP65

	TYPE	COVER COLOUR	CODE	WEIGHT (gr)	MIN. PACK QUANTITY	SIZES
	1 HOLES ENCLOSURE	■	PQ01K	134	1	
		■	PQ01KGN			


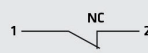

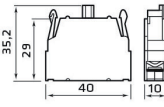
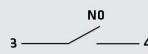

### CHARACTERISTICS

- ABS self-extinguishing material.
- Self-extinguishing class V0 UL94.
- EN60529 IP65 protection grade.
- Double insulation  .
- Colors: Black box RAL 9005; Yellow cover PANTONE 102C; Grey cover RAL 7035.
- Threaded cable entry with membrane conduit knock:
  - 1 hole box nr. 1 M16 + 1 M20 gland, from 2 to 5 holes nr. 2 M20 glands;
  - 6 holes nr. 1 M20 + 1 M25 glands

## CONTACT BLOCKS | SPRING LOADED TERMINALS

	DESIGNATION	FUNCTION	CODE	SIZES
		 0 1,5 6 mm	PCW01	
	 0 3,5 6 mm	PCW10		

## CONTACT BLOCKS | SCREW TERMINALS

	DESIGNATION	FUNCTION	CODE	SIZES
		 0 1,5 6 mm	PL004001	
	 0 3,5 6 mm	PL004002		

## ACCESSORIES

### CONTACTS SUPPORT



DESCRIPTION	CODE	DESCRIPTION	CODE
TO CONTACT ELEMENTS PL, PCW, PSC	PPELN8	TO FIVE CONTACT ELEMENTS PL, PCW, PSC	PPELN8-5

### EMERGENCY STOP RING



DESCRIPTION	TEXT	CODE
Ø60 Made of Aluminium Yellow background Black letters. Weight 3,5 gr. Min. packing q.ty 10 pcs.	BLANK	PTE
	STOP - EMERGENZA	PTE/I
	EMERGENCY - STOP	PTE/A
	NOT - AUS	PTE/D

Available others texts on request, also in different languages.

## TECHNICAL DATA | ELECTRICAL CHARACTERISTICS

### CONTACT BLOCKS

EC/EN 60947-5-1 CHARACTERISTICS		PLO04001-PL004002								PCW01-PCW10 / PSC01-PSC10							
Rated insulation voltage Ui	V	690*								690*							
Rated impulse withstand voltage Uimp	kV	4*								4*							
Operating frequency	Hz	50/60*								50/60*							
Rated thermal current Ith	A	16*								16*							
Rated thermal current in enclosed Ithe	Hz	10*								10*							
RATED OPERATING CURRENT Ie:		PLO04001-PL004002								PCW01-PCW10 / PSC01-PSC10							
AC15: Alternate current	V	24	60	110	230	400	440	500	690	24	60	110	240	400	440	500	690
	A	16*	12	8	6	4,5	3,5	1*	1	16*	12	5	5*	4	4	4*	2*
DC13: Direct current	V	24	48	60	110	220				24	48	60	110	250			
	A	2*	1,2	0,85	0,4	0,25*				2	2*	1*	0,4	0,4*			
Conditional short circuit withstand current	A	1000*								1000*							
Fuse rating gG	500V	10A*								10A*							
Contact insulation resistance	mΩ	<25								<25							
Switching mechanism		Slow break double gap contacts								Slow break double gap contacts							
Contact duty		☉ NC contact with positive opening								☉ NC contact with positive opening							
Minimum tripping force		4N								4N							
Electrical life AC15	mil. cycles	1A/1,5 - 2A/0,5 - 3A/0,25								1A/1,5 - 2A/0,5 - 3A/0,25							
UL 508 CHARACTERISTICS		PLO04001-PL004002								PCW01-PCW10 / PSC01-PSC10							
General Use		10A-600V ac - 2,5A-125V dc								10A-600V ac - 2,5A-125V dc							
Heavy Duty (HD) category		A600-Q600								A600-Q600							

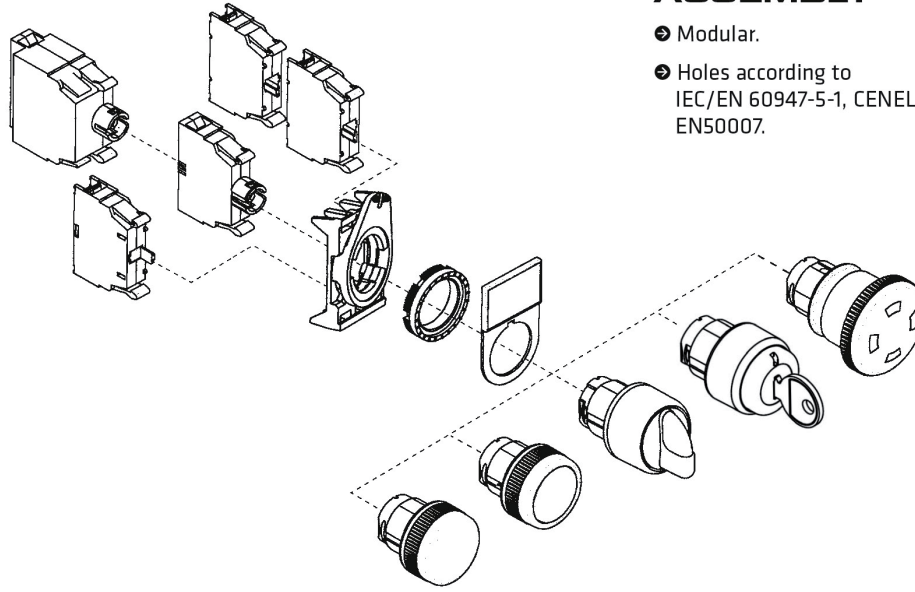
### LAMP HOLDER

		BA9s				BUILT-IN LED			
EC/EN 60947-5-1 CHARACTERISTICS		DIRECT PLO04007 PCWAD-PSCAD				LED PLO04.L. PCW.L.-PSC.L.			
Rated insulation voltage Ui	V	690*				400			
Rated operating voltage Ue	V	400* 300 <b>1</b>				AC/DC 12-24			
	V	-				AC/DC 48			
	V	-				AC/DC 110			
	V	-				AC 220			
Max rated power	W	2,4* 2,5 <b>1</b>				-			
Power supply		AC/DC				-			
Lamp fixing system		BA9s				-			

## TECHNICAL DATA | ELECTRICAL CHARACTERISTICS

STANDARD CONFORMITY		UL - IMG - CCC - EAC - R.I.N.A
Approvals		IEC/EN60947-5-1, UL508
Protection class	EN 60529	IP65: Buttons and switches, joysticks, single-lamp IP66/IP67/IP69K: Mushroom emergency EN ISO 13850
	Conforms to UL50	IP40: Multi-function push buttons
	EN 60529	IP66: Buttons with protection caps Type 1
		IP65: Control stations, enclosures
		IP66: Mushroom, Push button Ø90
		IP20: Contacts PCW.,PL.
		IP00:PSC.
Material Group	EN60947-1	II
Pollution Grade	EN60947-1	3
Flammability	UL94	VO: live parts
Ambient Temperature	°C	Operating: -25 +70
	°C	Storage: -30 +70
Climate Protection	IEC68 part 2-3	Hot damp
	IEC68 part 2-30	Unsettled Hot damp
Terminals referecing		EN50013
<b>Terminals:</b>		
Dimensions		A2
Screw		M3,5
Torque		1,2 Nm - EN60947-1 - 12 lb.in. UL508
<b>Capacity:</b>		
Solid and flexible conductors	n° 1 min/max mm <sup>2</sup>	1/2,5 screw terminals, 0,5-2,5 spring loaded terminals
	n° 2 min/max mm <sup>2</sup>	1/2,5 screw terminals, 0,5-2,5 spring loaded terminals
	AWG	20-12 screw terminals, spring loaded terminals
<b>Mechanical life:</b>		
Mushroom operators and standard		3
Push buttons with colour cap	mil./operations	
Standard push buttons with lens cap		1
Latched push buttons with colour cap		1
Standard rotary switches		1
Rotary switches with lens, latched push button with lens cap, joystick		0,5
Emergency stop push buttons with release		0,3

## ASSEMBLY INSTRUCTIONS



### ASSEMBLY

- Modular.
- Holes according to IEC/EN 60947-5-1, CENELEC EN50007.

### CENELEC EN50007

- Panel thickness from 1 up to 6 mm.

• If not required, lock nuts can be easily removed by means of a screwdriver.

